

DELINQUENT EARNED INCOME TAX

LOCAL SERVICES TAX

MONTHLY REPORT

MAY

2013

*Prepared by:  
Jean Pedrosky*



**MONTHLY REPORT**  
**May-13**

CASH, BEGINNING BALANCE \$ 1,000.00

RECEIPTS:

2012 TAX	\$	-		
2012 I & P		-		
2011 TAX		4,216.56		
2011 I & P		803.11		
Costs		597.81		
2010 TAX		2,850.01		
2010 I & P		872.65		
Costs		624.80		
2009 TAX		3,446.07		
2009 I & P		1,486.64		
Costs		656.31		
2008 TAX		1,092.12		
2008 I & P		496.12		
Costs		225.49		
2007 TAX		859.42		
2007 I & P		155.77		
Costs		135.90		
2006 PLUS PRIOR YEARS TAX		1,623.14		
2006 PLUS PRIOR YEARS I & P		1,555.41		
Costs		584.54		
			\$	<u>22,281.87</u>

ACCUMULATED INTEREST EARNINGS \$ -

DISBURSEMENTS:


BOROUGH		\$12,553.36		
SCHOOL DISTRICT		\$9,728.51		
REFUNDS	-	-		
NSF	-	-	\$	<u>22,281.87</u>

CASH ENDING \$ 1,000.00

DUE TO:

BOROUGH	\$	-		
SCHOOL DISTRICT		-		
REFUNDS		-		
INTEREST TO BE ALLOCATED		-		
VISA ACCT INTEREST		-		
VISA ACCT FEES		-		
ACCOUNT MAINTENANCE		1,000.00	\$	<u>1,000.00</u>

2/6



**ALLWAYS DEDUCT REFUNDS AND NSF'S**

**MONTHLY COMPARISON  
OF REVENUE  
2009 through 2013**

REVISED 1/10

**JANUARY**

Tax Year	Current Tax Collected	Delinquent Collected	Penalty & Interest	Costs
2009	\$279,923	\$29,793	\$11,008	
2010	\$246,624	\$23,649	\$9,641	
2011	\$226,802	\$27,435	\$6,900	
2012	\$238,667	\$24,416	\$11,364	
2013		\$10,092	\$2,043	\$971.00
2014				

**FEBRUARY**

Tax Year	Current Tax Collected	Delinquent Collected	Penalty & Interest	Costs
2009	\$251,168	\$34,294	\$13,913	
2010	\$240,009	\$31,232	\$13,502	
2011	\$299,987	\$15,937	\$5,983	
2012	\$316,182	\$20,686	\$13,928	
2013		\$5,897	\$1,302	\$1,151
2014				

**MARCH**

Tax Year	Current Tax Collected	Delinquent Collected	Penalty & Interest	Costs
2009	\$107,305	\$22,626	\$12,570	
2010	\$184,805	\$34,785	\$16,216	
2011	\$135,493	\$23,006	\$10,466	
2012	\$104,194	\$33,866	\$16,033	
2013		\$9,224	\$1,732	\$1,616
2014				

**APRIL**

Tax Year	Current Tax Collected	Delinquent Collected	Penalty & Interest	Costs
2009	\$495,628	\$19,097	\$13,535	
2010	\$361,544	\$13,527	\$13,860	
2011	\$195,189	\$3,216	\$4,177	
2012	\$149,683	\$13,240	\$9,912	
2013		\$12,163	\$5,855	\$3,567
2014				

**MAY**

Tax Year	Current Tax Collected	Delinquent Collected	Penalty & Interest	Costs
2009	\$461,702	\$29,363	\$14,390	
2010	\$491,798	\$17,318	\$14,150	
2011	\$552,923	\$20,225	\$12,185	
2012	\$273,766	\$14,552	\$14,664	
2013		\$7,044	\$2,685	\$1,412
2014				

**JUNE**

Tax Year	Current Tax Collected	Delinquent Collected	Penalty & Interest	Costs
2009	\$35,989	\$47,724	\$12,115	
2010	\$76,365	\$74,266	\$19,271	
2011	\$281,006	\$17,805	\$14,671	
2012	\$0	\$75,905	\$15,425	
2013				
2014				

**JULY**

Tax Year	Current Tax Collected	Delinquent Collected	Penalty & Interest	Costs
2009	\$254,546	\$46,624	\$14,434	
2010	\$235,578	\$39,382	\$10,161	
2011	\$226,960	\$25,407	\$8,094	
2012	\$0	\$27,451	\$6,551	
2013				
2014	\$0			

**AUGUST**

Tax Year	Current Tax Collected	Delinquent Collected	Penalty & Interest	Costs
2009	\$219,016	\$28,144	\$8,987	
2010	\$312,482	\$46,344	\$17,413	
2011	\$299,171	\$19,469	\$5,882	
2012		\$26,866	\$7,581	
2013				
2014				

**SEPTEMBER**

Tax Year	Current Tax Collected	Delinquent Collected	Penalty & Interest	Costs
2009	\$49,593	\$34,227	\$12,601	
2010	\$57,767	\$35,266	\$12,393	
2011	\$40,825	\$18,430	\$4,077	
2012		\$16,979	\$5,143	
2013				
2014				

**OCTOBER**

Tax Year	Current Tax Collected	Delinquent Collected	Penalty & Interest	Costs
2009	\$220,109	\$36,325	\$12,774	
2010	\$228,448	\$37,446	\$13,240	
2011	\$202,102	\$18,771	\$6,070	
2012		\$19,940	\$3,443	
2013				
2014				

**NOVEMBER**

Tax Year	Current Tax Collected	Delinquent Collected	Penalty & Interest	Costs
2009	\$237,027	\$32,755	\$10,058	
2010	\$263,693	\$42,743	\$9,484	
2011	\$313,115	\$23,760	\$8,604	
2012		\$8,681	\$525	
2013				
2014				

**DECEMBER**

Tax Year	Current Tax Collected	Delinquent Collected	Penalty & Interest	Costs
2009	\$45,253	\$35,303	\$9,115	
2010	\$41,875	\$21,661	\$8,376	
2011	\$58,224	\$51,938	\$16,482	
2012		\$20,555	\$1,104	
2013				
2014				

**TOTALS FOR THE YEAR**

Tax Year	Current Tax Collected	Delinquent Collected	Penalty & Interest	Costs
2009	\$2,657,259	\$396,276	\$145,498	
2010	\$2,740,989	\$417,619	\$157,707	
2011	\$2,831,799	\$265,398	\$103,592	
2012	\$1,082,492	\$303,137	\$105,673	
2013	\$0	\$44,419	\$44,353	\$8,717
2014	\$0	\$0	\$0	

**TOTALS YEAR-TO-DATE**


Tax Year	Current Tax Collected	Delinquent Collected	Penalty & Interest	Costs
2009	\$1,100,098	\$116,076	\$51,881	
2010	\$1,163,236	\$106,983	\$53,509	
2011	\$1,215,206	\$86,603	\$23,349	
2012	\$932,809	\$93,520	\$55,988	
2013	\$0	\$44,419	\$44,353	\$8,717
2014	\$0	\$0	\$0	

Tax Year	Yearly Total Collected
2009	\$3,199,033
2010	\$3,316,315
2011	\$3,200,788
2012	\$1,491,302
2013	\$97,490
2014	\$0

Tax Year	Year-to-Date Totals
2009	\$1,268,055
2010	\$1,323,729
2011	\$1,325,158
2012	\$1,082,318
2013	\$97,490
2014	\$0

Earned Income Tax Ac

3/6



**Yearly Balance of Outstanding EIT Taxes  
AS OF MAY 30, 2013**

Prior Years (2001 - 2005) Outstanding Uncollected EIT Taxes \$29,880.08

**Tax Year 2006**

Gross EIT tax collections (per state tax records)	\$ 798,705.00	
Adjustments for Sub Chapter S, 401K's, Active Military, State Errors & others	<u>(337,594.69)</u>	
Collectable EIT Taxes		\$ 461,110.31
Less: Payments received through MAY 30, 2013	(325,633.94)	
Collectable amount via future payment plans	(24,301.46)	
Collectable amount via future wage attachments	<u>(9,644.01)</u>	<u>(359,579.41)</u>
Uncollectable Taxes FY 2006		<u>\$ 101,530.90</u>

**TAX YEAR 2007**

Gross EIT tax collections (per state tax records)	\$ 688,115.32	
Adjustments for Sub Chapter S, 401K's, Active Military, State Errors & others	<u>(178,985.38)</u>	
Collectable EIT Taxes		\$ 509,129.94
Less: Payments received through MAY 30, 2013	(249,965.60)	
Collectable amount via future payment plans	(34,338.10)	
Collectable amount via future wage attachments	<u>(11,564.39)</u>	<u>(295,868.09)</u>
Uncollectable Taxes FY 2007		<u>\$ 213,261.85</u>

**TAX YEAR 2008**

Gross EIT tax collections (per state tax records)	\$ 652,135.68	
Adjustments for Sub Chapter S, 401K's, Active Military, State Errors & others	<u>(88,951.80)</u>	
Collectable EIT Taxes		\$ 563,183.88
Less: Payments received through MAY 30, 2013	(189,508.86)	
Collectable amount via future payment plans	(39,527.33)	
Collectable amount via future wage attachments	<u>(16,855.32)</u>	<u>(245,891.51)</u>
Uncollectable Taxes FY 2008		<u>\$ 317,292.37</u>

**TAX YEAR 2009**

Gross EIT tax collections (per state tax records)	\$ 589,651.93	
Adjustments for Sub Chapter S, 401K's, Active Military, State Errors & others	<u>(165,557.36)</u>	
Collectable EIT Taxes		\$ 424,094.57
Less: Payments received through MAY 30, 2013	(114,368.37)	
Collectable amount via future payment plans	(41,527.18)	
Collectable amount via future wage attachments	<u>(16,855.32)</u>	<u>(172,750.87)</u>
Uncollectable Taxes FY 2009		<u>\$ 251,343.70</u>

<b>Grand Total Uncollectable EIT Taxes Thru 2009:</b>	<b>\$ 913,308.90</b>
---	----------------------

Note: 2010 and 2011 State Information has not been received. Potential revenue collection for both years could be estimated at \$500,000 per year. I anticipate the receipt of the 2010 State Information within the next thirty (30) days. I will order the 2011 State Information as soon as it becomes available to the Local Collectors.

4/6






**Summary of Potential Collections  
Wage Attachments/Payment Plans  
May-13**

There are 714 known PAYMENT PLANS Total potential collection:	\$246,269.36	
There are 188 known WAGE ATTACHMENTS Total potential collection:	\$131,429.31	
Total known collectable amount via Wage Attachments/Payment Plans:		\$377,698.67

(5/6)



5/31/2013						
		<b>LOCAL SERVICES TAX</b>				
		<b>MONTHLY REPORT</b>				
		<b>May 31, 2013</b>				
<b>ACCOUNT MAINTENANCE BALANCE:</b>						\$2,500.00
	<b>DEPOSITS:</b>	January 1, 2013	thru	January 31, 2013		\$55,885.91
		February 1, 2013	thru	February 28, 2013		\$35,338.05
		March 1, 2013	thru	March 27, 2013		\$6,676.77
		April 1, 2013	thru	April 22, 2012		\$16,990.59
		May 1, 2013	thru	May 31, 2013		\$42,421.90
	<b>REFUNDS:</b>	Month of January				(\$104.00)
		Month of March				(\$186.00)
		Month of April				(\$344.00)
		Month of May				(\$768.71)
<b>ACCUMULATED INTEREST:</b>						
NSF						
BANK FEES/DEPOSIT SLIPS						
BANK ADJUSTMENTS						
REFUND ERROR FOR 2011						
Adjustment						-36.96
	<b>DISTRIBUTION:</b>	BOROUGH DISTRIBUTION		January 31, 2013		(\$50,525.00)
		SCHOOL DISTRICT DISTRIBUTION		January 31, 2013		(\$5,256.91)
		BOROUGH DISTRIBUTION		February 28, 2013		(\$32,007.78)
		SCHOOL DISTRICT DISTRIBUTION		February 28, 2013		(\$3,330.27)
		BOROUGH DISTRIBUTION		March 26, 2013		(\$5,879.08)
		SCHOOL DISTRICT DISTRIBUTION		March 26, 2013		(\$611.69)
		BOROUGH DISTRIBUTION		April 22, 2013		(\$15,044.33)
		SCHOOL DISTRICT DISTRIBUTION		April 22, 2013		(\$1,565.30)
		BOROUGH DISTRIBUTION		May 31, 2013		(\$37,727.78)
		SCHOOL DISTRICT DISTRIBUTION		May 31, 2013		(\$3,925.41)
<b>ACCOUNT BALANCE AS OF MAY 31, 2013</b>						\$2,500.00

YTD: \$14,689.58

6/6

